


Submitting your Paper

Submission to a Karger Journal



Select the journal of your choice

- Go to the journal homepage
- Click on 'SUBMIT MANUSCRIPT'

Karger  Acta Cytologica  Advanced Search  Register Login 

Acta Cytologica CONTENT  ABOUT  SUBMISSION

RESEARCH

 PATHOLOGY AND CELL BIOLOGY

Acta Cytologica

Editor: Syrjänen, Kari J. (Turku)

SUBMIT MANUSCRIPT

The Journal of Clinical Cytology and Cytopathology

About this Journal

Journal Metrics



MyKarger Account

Follow the instructions using your existing MyKarger log in details or create a MyKarger account to continue

Log in to MyKarger

Log in with your e-mail address and your password.

E-mail address

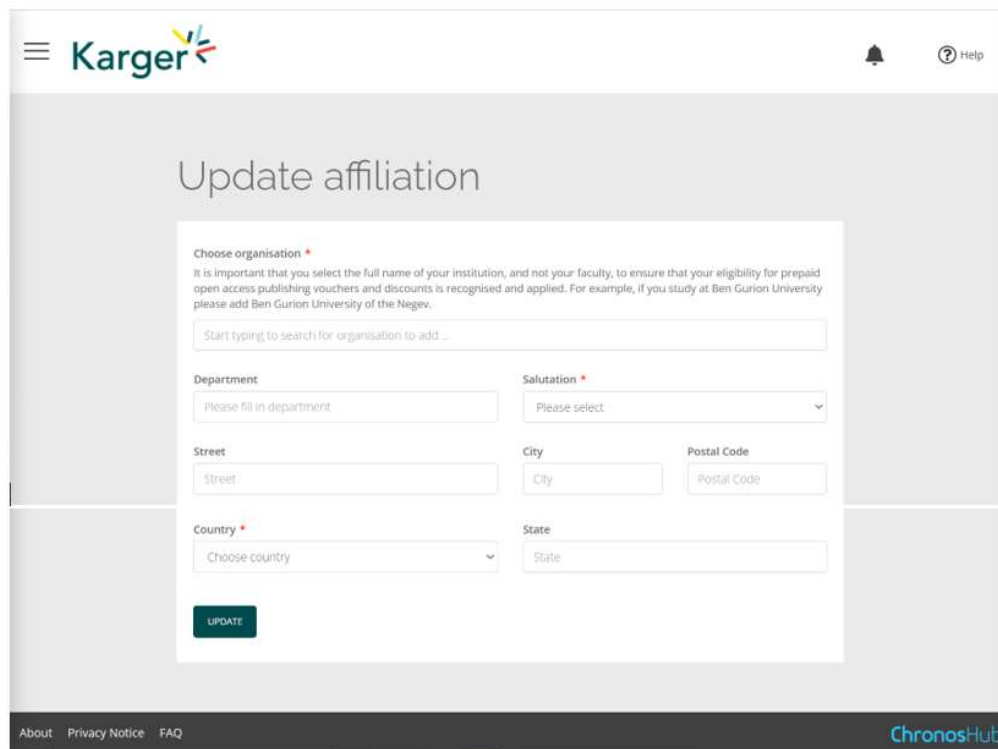
Password

LOG IN

[> Forgot your password?](#)

Once logged in you will be forwarded to our Submission Platform powered by ChronosHub

New authors to the platform will be requested to first update/complete their affiliation.



The screenshot shows the 'Update affiliation' page in the Karger submission platform. The page features the Karger logo in the top left, a notification bell, and a 'Help' icon in the top right. The main heading is 'Update affiliation'. Below this is a form titled 'Choose organisation' with a red asterisk. The form includes a search input field with the placeholder text 'Start typing to search for organisation to add ...'. Below the search field are several input fields: 'Department' (with placeholder 'Please fill in department'), 'Salutation' (with placeholder 'Please select'), 'Street' (with placeholder 'Street'), 'City' (with placeholder 'City'), 'Postal Code' (with placeholder 'Postal Code'), 'Country' (with placeholder 'Choose country'), and 'State' (with placeholder 'State'). At the bottom of the form is a green 'UPDATE' button. The footer of the page contains links for 'About', 'Privacy Notice', and 'FAQ', and the ChronosHub logo.

Submission Platform powered by ChronosHub

Check the journal selection and click on 'Submit'. You will be forwarded to Manuscript Manager to complete the submission process.

The screenshot shows a web browser window with the URL [https://karger.chronoshub.io/Journals/?q="](https://karger.chronoshub.io/Journals/?q=). The user is logged in as 'thomas16 test16' from 'Berner REHA Zentrum Heiligenschwendi'. The interface includes a navigation menu with 'Home' and 'Journal Finder'. The main content area displays the 'Karger' logo, a notification bell, and a 'Help' icon. Below the logo, there are links for 'Visit Publisher homepage' and 'Visit journal homepage'. A 'License' section lists three options: 'CC-BY-NC' (1), 'CC-BY' (1), and 'Transfer agreement' (1). The 'Publishing options' section features a dropdown menu set to 'CC-BY-NC - Author's Choice' with a red arrow pointing to it. Below this, the 'Estimated CHF' is shown as '3,000.00' with a note: 'Page charges might apply. Please check Guidelines'. At the bottom right, there are two buttons: 'MORE INFORMATION' and 'SUBMIT'.



Journal Finder: Information on publishing options and estimated costs are displayed. Additional Page Charges might apply. Check individual journal Guidelines. Publishing options do not have to be selected at this point. Corresponding Authors will receive an email after article acceptance prompting them to go to ChronosHub to select the publishing option and accept the license agreement. 5/16

Transformative Agreements

Cost coverage or reduction for Open Access publication due to a Transformative Agreement will be displayed in the Journal Finder according to the affiliation.

Acta Cytologica

Publisher: [Karger Publishers](#) | ISSN: 0001-5547 | eISSN: 1938-2650

Subject areas: [Histology](#), [Pathology and Forensic Medicine](#)

[Visit Publisher homepage](#) [Visit journal homepage](#) [View author guidelines](#)

With articles offering an excellent balance between clinical cytology and cytopathology, Acta Cytologica fosters the understanding of the pathogenetic mechanisms behind cytomorphology and thus facilitates the translation of frontline research into clinical practice. As the official journal of the International Academy of Cytology and affiliated to over 50 national cytology societies around the world, Acta Cytologica evaluates new and existing diagnostic applications of scientific advances as well as their clinical correlations. Original papers, review articles, meta-analyses, news insights from clinical practice, and letters to the editor cover topics from diagnostic cytopathology, gynecology

[Read more](#)

Publishing options

CC-BY-NC - Author's Choice ?

Article Processing Charges/Publication Charges for Open Access articles in this journal by a corresponding author from University Hospital of Basel are prepaid due to an agreement between the institution and the Publisher.

MORE INFORMATION

SUBMIT



Journal Finder: Publishing options do not have to be selected at this point. Corresponding Authors will receive an email after article acceptance prompting them to go to ChronosHub to select the publishing option and accept the license agreement.

Submission Process in Manuscript Manager

First click on 'Start a new submission' and then 'Next'

Welcome to Manuscript Manager - Acta
Haematologica

Please choose an option to continue.

Start a new submission



◀ Back Next ▶

Steps in Manuscript Manager

1 Check account info, click 'Next'


2 Complete Affiliation details if anything mandatory missing

3 Other contact and social media info can be entered, but is NOT mandatory, click 'Next'

4 Select manuscript type and click 'Next'

1 Account and personal information

Email autor3.karger+17@gmail.com	Alternative email Alternative email
Salutation/Title* Dr.	First name* thomas17
Middle name(s) Middle name(s)	Surname* test17




2 Affiliation details

Institution* Universitat Leipzig	Department* Department of Oncology
Job title Job title	City* Leipzig
Street* Leipzigstrasse 1	Zip code 303030
Country* Germany	State/region State/region
Telephone Telephone	Fax Fax

3 Other contact and social media information

LinkedIn LinkedIn	Twitter Twitter handle
Facebook Facebook	Instagram Instagram
WeChat WeChat	WhatsApp WhatsApp
Web Web	



4 Choose manuscript type

To start your submission in Manuscript Manager please select a manuscript type from the dropdown below.

Manuscript type*
- Select a manuscript type

Submission Process in Manuscript Manager

Choose a manuscript type to proceed

Choose a manuscript type ✕









Please choose a manuscript type for your submission. This will tailor your submission to match the requirements from the editorial office.


Research Article ▾

Cancel Continue

Guidelines – Submission guidelines

Marta Raposo Barrero as Author [CHANGE ROLE] DASHBOARD PROFILE [SIGN OUT]

 Guidelines  Authors  Details  Keywords  Documents  Reviewers  Letter  Declaration

 Send

Submission guidelines

Read the guideline and check the box at the bottom of the page to confirm you will comply with these guidelines.

Authors are encouraged to read the [Guidelines for Author](#) before beginning the submission process.

Check this box to confirm you have read and will comply with these guidelines.

1 **2** [Continue to next section](#)

1 Confirm you have read the Guidelines pertinent to the Journal to which you are submitting

2 Click on “Continue to next section”

Authors – And Co-authors

- 1 Add the co-authors one-at-a-time by first entering the co-authors' email addresses:
 - If the co-author is already **in the database**, he/she will appear in the list
 - If the co-author is **not already the database**, the submitting author must add the co-author's information

- 2 Click on “**Add Author**”

- 3 Check the box when completed

- 4 Click on “**Save and Continue**”

Others associated with this manuscript

Add the co-authors in this section. The program will search if the person is currently listed in the database.

Add the author's email address **1**

Add author **2**

Delete	Edit	Name	Affiliation	Type/designation
		1 Ms Marta Raposo Barrero contact	m.raposo_barrero@karger.com Switzerland	Corresponding Author

Check this box when you have completed this section.

3 **4** **Save and continue**

Details – How to enter Manuscript Information

- 1 Select the appropriate **Section** of the journal for your manuscript:
 - *Open the drop-down menu and select the section most suited to your submission. This may well be None*
- 2 Make sure to select the right **Manuscript type** by opening the drop-down menu
 - *Please check the journal's Guidelines for more information*

Details

Complete the form below

Manuscript title (required) [Help for this field](#)

Special character

Running Title (required) [Help for this field](#)

Special character

Section (required) 1

Word use:
Word limit: 50

Manuscript type (required) 2 [Help for this field](#)

Abstract (required) [Help for this field](#)

Details – Enter funding and Plan S information ((select none))

- You will be asked to select your funding body or state None here

- If you choose the option 'other' please provide further information in this field.

- Additionally, you will also be asked to indicate your Plan S funder or state None here

Funding

Please choose your funding body below. If it is not listed, please choose the option 'Other' and provide further information. If you are not being funded, please select 'none'. **(required)**

If you have selected 'other' please provide further funder details below

Plan S

Does your funder participate in Plan S? If yes, please indicate your Plan S funder from the full list found **HERE**. **(required)**

Special character

Details – Pre-print ((skip))

- You will be asked to indicate whether you have previously published this manuscript with a preprint server

Preprint DOI

If you have published this manuscript with a preprint server such as medRxiv or bioRxiv, please add the active URL for the DOI in the box below.

Please use the format the format <https://doi.org/xx.xx/rs.3.rs-xxxxx/vx>

Special character

Keywords – Add custom keywords

- Add the custom Keywords pertinent to your manuscript one-at-a-time
 - You can add your own or select relevant ones from the list
- Click on **“Save keywords and Continue”**

Manuscript keywords

Select from the list below or add your own relevant keywords.
It is **COMPULSORY** to select or add at least **3** relevant keywords.

Keyword list - select a keyword from the list and then click 'Add keyword'.

(colorectal) liver metastases
(venous) Tromboembolism
Abscessesinflammation
Abdominal infections
Abdominal trauma
Abdominal wall hernia
ABPM
ACE inhibitors

Add keyword

Add custom keyword - enter a keyword in the box and then click 'Add keyword'.

Add keyword

Save keywords and continue

Documents – Choose the files

1 Upload one-at-a-time your manuscript files. Be sure to include the compulsory documents

- Select for each file the corresponding file type

2 After choosing each file, click on “Upload File”

3 Check the box when completing the section

4 Click on “Continue to next section”

The screenshot shows a web form for uploading manuscript documents. At the top, the heading is "Manuscript documents". Below it, there is a paragraph of instructions: "Your manuscript should be submitted as a Microsoft WORD .doc or .docx file. For technical specifications on how to provide tables, figures, and illustrations, please refer to our technical instructions." This is followed by a bolded warning: "YOU MUST CHECK YOUR DOCUMENT FOR COMPLETENESS IN THE LAST STEP BEFORE SUBMITTING TO ENSURE IT IS PROPERLY FORMATTED AND DISPLAYS CORRECTLY. The figures/ illustrations in the published work will correspond to the quality of the figures provided." Below this is a section titled "IMPORTANT: ENSURE YOUR TITLE PAGE INCLUDES ALL AUTHORS AND THEIR AFFILIATIONS." with a text input field. Underneath, it says "Compulsory document: Manuscript". The main section is titled "Upload documents" and includes a note: "Maximum file size 25 Mbytes (or supported video formats mp4, Ogg, webM 800 Mbytes)". There is a green bar with a "Choose File" button, the text "No file chosen", and a callout '1' pointing to the bar. Below this is a "Select file type" dropdown menu. At the bottom of the form, there is a checkbox with a red checkmark and the text "Check this box to confirm you have read and complied with the file instructions." and a callout '3' pointing to it. To the right of this checkbox is a green "Upload file" button with a callout '2' pointing to it. At the very bottom, there is a green "Continue to next section" button with a callout '4' pointing to it.

Letter – Cover letter and accompanying information

- 1 Complete the form by writing the Cover Letter
- 2 Check the box when completing the section
- 3 Click on “Continue to next section”

Cover letter and accompanying information

Complete the form below

Cover Letter *(required)* [Help for this field](#)

1

[Special character](#) Word use:
Word limit: 1000

By ticking this box I declare that information given in this manuscript submission is truthful and correct. *(required)*

2

[Save draft](#) [Save and continue](#) 3

Declaration – And submission statement

- Read and complete the declaration and submission statement form
- Once you declare that you and all co-authors agree, you will be able to click on “Save and continue”
- *Please note that you will act on behalf of all co-authors and will ensure that all co-authors confirm*

Declaration and submission statement

Complete the form below

Hereby, the Author submits the “Manuscript” to Karger Publishers for the purposes of potential publication after peer-review. The present statement does not dictate any copyrights or licensing agreements; this will only be defined should the manuscript be accepted for publication. During the review process, all rights related to the Manuscript remain with the author.

The Authors declare that they agree to the following:

By submitting your manuscript to this journal, you confirm that your manuscript conforms to the requirements outlined in the journal's Guideline for Authors. (required)

By submitting your manuscript to this journal, you acknowledge the costs for publication as outlined in the journal's Guideline for Authors and accept that, should your submission be accepted for publication, the costs for publication will apply. (required)

By submitting your manuscript to this journal, you accept that your manuscript may be screened for plagiarism against previously published work. (required)

IMPORTANT: The submitting author has the authority to act on behalf of all co-authors and will **ensure that all co-authors confirm this using the verification link in the submission confirmation email** sent out to all authors, or via their author overview in this submission system. (alternately, please contact the editorial office should you prefer to provide hand-written signatures of each author, or if any of your co-authors cannot complete the verification for any reason) (required)

Save draft

Save and continue

Send – Submit your manuscript

- Review the submission information
- The author will be alerted if any information is missing
- In case you have problems submitting your manuscript, please **contact the Editorial Office** directly

1 Click on “**PDF review document**” and check if everything is correct

2 Click on “**Confirm reading**”

3 Click on “**Submit your manuscript**”



Guidelines Authors Details Keywords Documents Reviewers Letter Declaration

Send

Check and send

Check the submission details below. You can st

Authors

Delete	Edit	Name
		1 Ms Marta Raposo Bar contact

Details

Review document

You MUST CHECK THE PDF REVIEW DOCUMENT as it will be presented to the reviewers before you can submit.

IMPORTANT: ENSURE YOUR TITLE PAGE INCLUDES ALL AUTHORS AND THEIR AFFILIATIONS.

1. Check the PDF review document.
PDF review document 1
2. Confirm you have checked the PDF review document.
Confirm reading 2

If you have difficulties opening the PDF review document, please see the help topic at the bottom of the page.

No reviewers suggested

Letter


Letter:

You cannot submit your manuscript until all mandatory information is completed.

3 Submit your manuscript

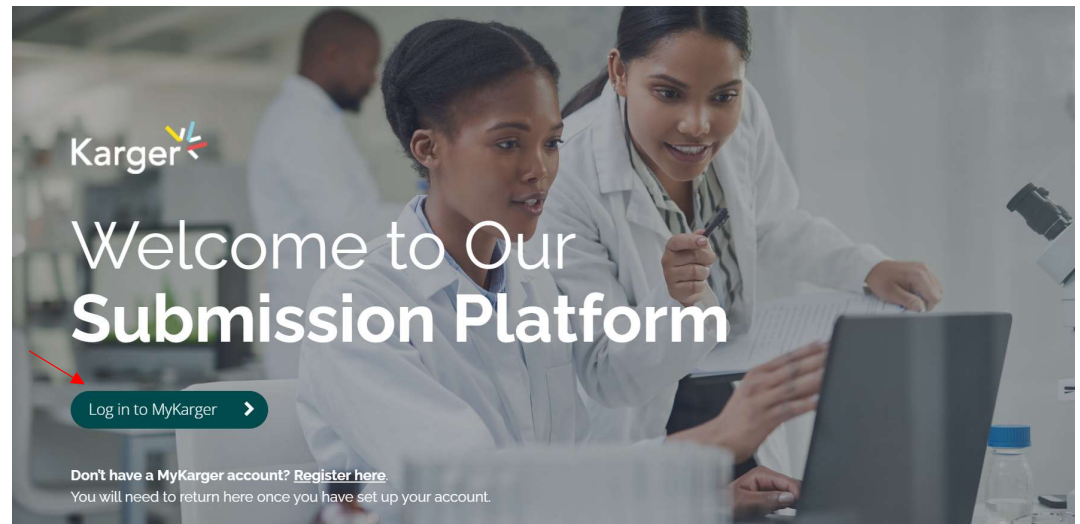

After Acceptance

Continue the publishing journey in ChronosHub



Upon acceptance of the article the Corresponding Autor will receive an email

Clicking on the green button 'Select Publication Route' will open our Submission Platform.
Click on 'Log in to MyKarger' and enter your email and password.



Dashboard

On your dashboard go to 'Accepted'. Any articles requiring an action will be marked. Click on 'Select publishing option'.

The screenshot shows the Karger dashboard interface. At the top left is the Karger logo. To the right are a notification bell icon and a 'Help' link. Below the logo is a navigation bar with four tabs: 'Submitted' (0), 'Accepted' (3), 'Published' (0), and 'Archived' (0). The 'Accepted' tab is active. The main content area displays an article titled 'Hyponatremia and Acute Kidney Injury as a Consequence of Malnutrition: A case report', categorized as a 'Case Report Article'. A red arrow points to a dark green button labeled 'Select publishing option' with a right-pointing chevron. Below the article title are four data boxes:

Authors	thomas12 test12, thomas17 test17	License choice	Pending	Date submitted	15/05/2023
Journal	Case Reports in Clinical Nutrition	Journal publishing model	GOLD	Date accepted	15/05/2023
DOI	10.1159/000529145		OA	Date published	Pending
Manuscript ID	CRC-2023-5-8				

Select publishing option

If available you will be given a choice of publishing options. Click on selected option.

Select your publishing option

Corresponding author affiliation: Instituto Oulton

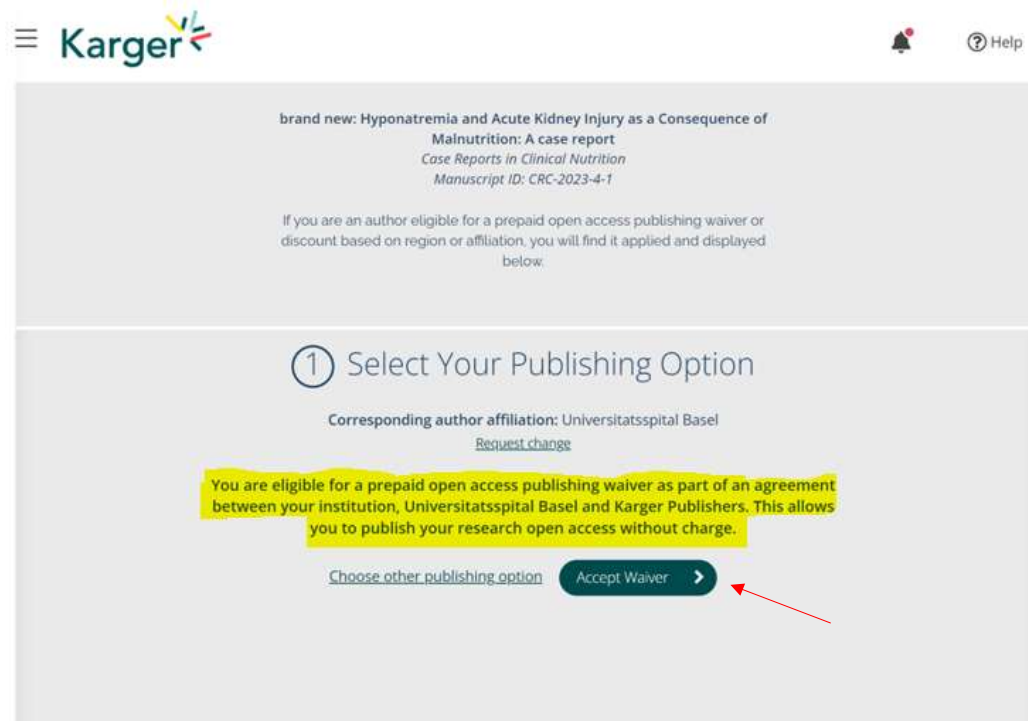
[Request change](#)

Please choose

<p>AUTHOR'S CHOICE - OPEN ACCESS</p> <p>Published under a CC-BY-NC licence and subject to payment of an Article Processing Charge (APC).</p> <p>CHF 3,585.00</p> <p><i>Publishing charges are exclusive of VAT and local taxes</i></p>	<p>SUBSCRIPTION MODEL</p> <p>Published research is accessed by publication subscribers.</p> <p>CHF 585.00</p> <p><i>Publishing charges are exclusive of VAT and local taxes</i></p>
--	---

Select publishing option – Transformative Agreement

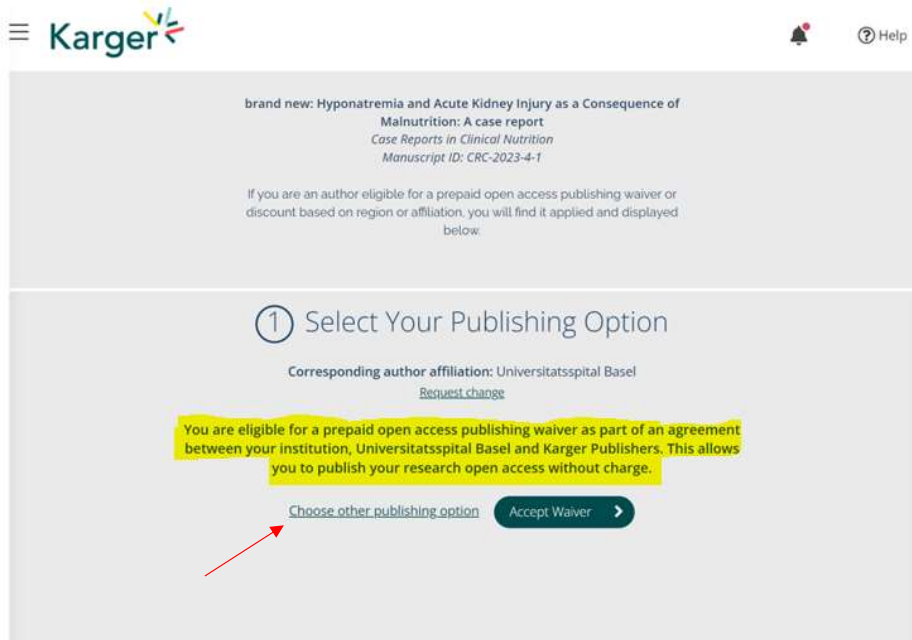
Eligibility for Open Access publication cost coverage or reduction due a Transformative Agreement will be displayed if applicable. Click on ‘Accept Waiver’ to publish without or with reduced costs.



The screenshot shows the Karger website interface. At the top left is the Karger logo. At the top right are a notification bell and a 'Help' icon. The main content area is divided into two sections. The top section contains the following text: 'brand new: Hyponatremia and Acute Kidney Injury as a Consequence of Malnutrition: A case report', 'Case Reports in Clinical Nutrition', and 'Manuscript ID: CRC-2023-4-1'. Below this, it states: 'If you are an author eligible for a prepaid open access publishing waiver or discount based on region or affiliation, you will find it applied and displayed below.' The bottom section is titled '1 Select Your Publishing Option'. It shows 'Corresponding author affiliation: Universitatsspital Basel' with a 'Request change' link. A yellow highlighted box contains the text: 'You are eligible for a prepaid open access publishing waiver as part of an agreement between your institution, Universitatsspital Basel and Karger Publishers. This allows you to publish your research open access without charge.' Below this, there are two options: 'Choose other publishing option' (a link) and 'Accept Waiver >' (a button). A red arrow points to the 'Accept Waiver >' button.

Opt out despite being eligible – Transformative Agreement

You can choose to opt out and continue without a waiver by clicking on 'Choose other publishing option'. You will then be asked to give a reason and confirm.



The screenshot shows the Karger website interface. At the top left is the Karger logo. In the top right, there are notification and help icons. The main content area is divided into two sections. The top section contains the following text: "brand new: Hyponatremia and Acute Kidney Injury as a Consequence of Malnutrition: A case report", "Case Reports in Clinical Nutrition", "Manuscript ID: CRC-2023-4-1", and "If you are an author eligible for a prepaid open access publishing waiver or discount based on region or affiliation, you will find it applied and displayed below." The bottom section is titled "1 Select Your Publishing Option" and shows "Corresponding author affiliation: Universitatsspital Basel" with a "Request change" link. A yellow highlighted box contains the text: "You are eligible for a prepaid open access publishing waiver as part of an agreement between your institution, Universitatsspital Basel and Karger Publishers. This allows you to publish your research open access without charge." Below this, there are two buttons: "Choose other publishing option" (with a red arrow pointing to it) and "Accept Waiver" (with a right-pointing arrow).

Continue without waiver

Please explain below your reason for choosing to continue without using a voucher.

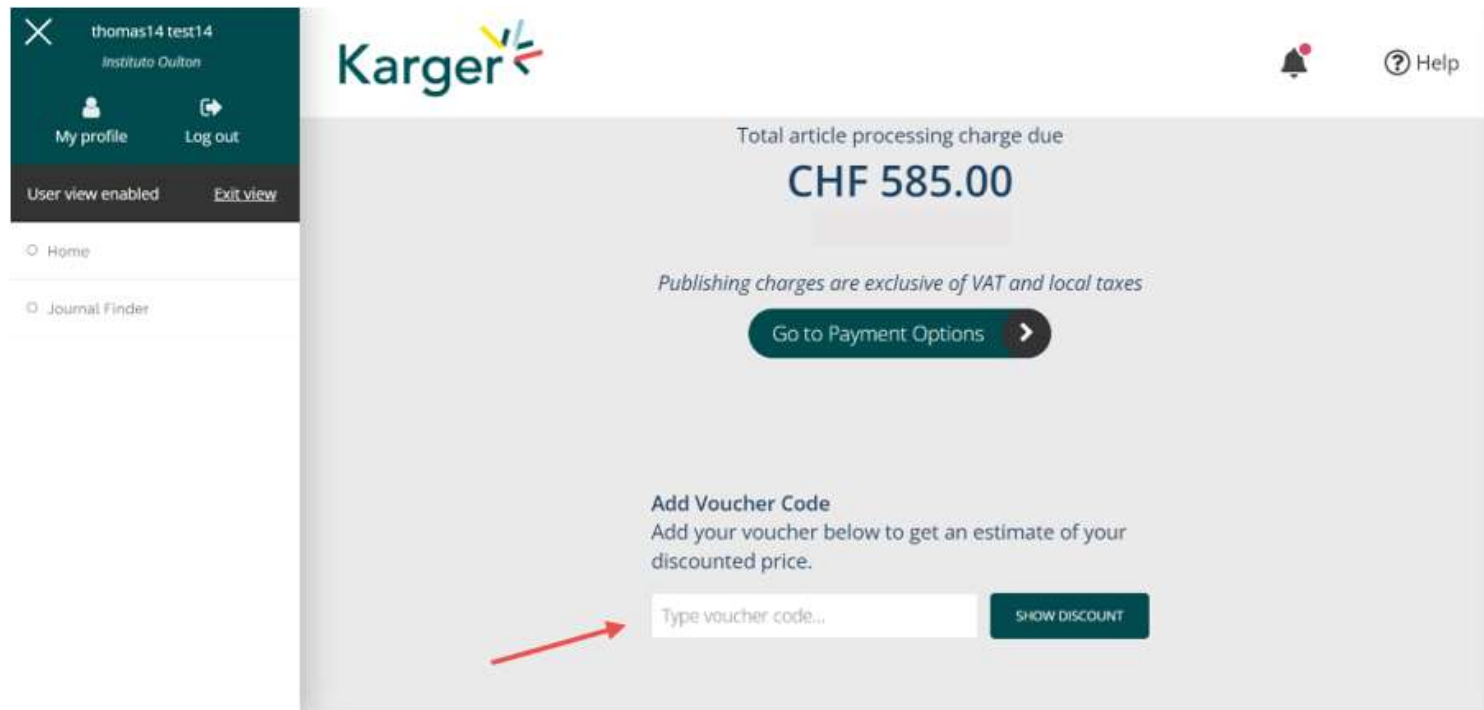
Reason *

< TAKE ME BACK

Confirm >

Add Voucher Code

If you have received a voucher code through your institute, or through another initiative, that grants you a discount on publishing costs, enter code here.



thomas14 test14
Instituto Oulton

My profile Log out

User view enabled Exit view

Home
Journal Finder

Karger

Total article processing charge due
CHF 585.00

Publishing charges are exclusive of VAT and local taxes

Go to Payment Options

Add Voucher Code
Add your voucher below to get an estimate of your discounted price.

Type voucher code... SHOW DISCOUNT

License Agreement

Read, accept, and confirm the License Agreement.



② Accept license Agreement

Download and read the license agreement before accepting the terms.

 License Agreement

I accept the license agreement terms and conditions.

Continue >

Payment – publication charges

If publication charges apply these will be displayed. Click on 'Go to Payment Options'.
You can select to pay by credit card or invoice or forward the invoice to a third party (e.g. your institute) to pay.

③ Confirm Selection and Proceed to Payment Options

Please review your selection before you confirm.

Selected License: Open Access

Total article processing charge due
CHF 1,070.00

Publishing charges are exclusive of VAT and local taxes

[Go to Payment Options](#)

Payment received – article production

As soon as payment is received your article will be sent to production. No further action is required.

The screenshot shows the Karger author dashboard. At the top left is the Karger logo. To the right are a notification bell icon and a 'Help' link. Below the logo is a navigation bar with four tabs: 'Submitted' (0), 'Accepted' (3), 'Published' (0), and 'Archived' (0). The 'Accepted' tab is active. The main content area displays a 'Case Report Article' with a green checkmark icon and the text 'No action required Article sent to production'. A 'View article' button is located to the right. Below this is a table of article details.

Authors	thomas12 test12, thomas17 test17	License-choice	Pending	Date submitted	15/05/2023
Journal	Case Reports in Clinical Nutrition	Journal publishing model	GOLD	Date accepted	15/05/2023
DOI	10.1159/000529145		OA	Date published	Pending
Manuscript ID	CRC-2023-S-8				

Karger 

